

This is a preview of "BS 1722-1:2019 - TC". [Click here to purchase the full version from the ANSI store.](#)



BSI Standards Publication

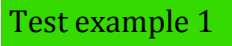


Fences

Part 1: Specification for chain link fences

This is a preview of "BS 1722-1:2019 - TC". [Click here to purchase the full version from the ANSI store.](#)

IMPORTANT — PLEASE NOTE

This is a tracked changes copy and uses the following colour coding:

-  **Test example 1** — indicates added text (in green)
- ~~Test example 2~~ — indicates removed text (in red)
-  — indicates added graphic figure or table
-  — indicates removed graphic figure or table

About tracked changes

This document is a combined PDF containing a “tracked changes” version of BS 1722-1, which compares BS 1722-1:2019 with BS 1722-1:2006.

The original version of BS 1722-1:2019, appended at the end of this document, should be considered the version of record for this publication.

© The British Standards Institution 2019
Published by BSI Standards Limited 2019

ISBN 978 0 539 04864 3

Amendments/corrigenda issued since publication

Date	Text affected
------	---------------

Fences

Part 1: Specification for chain link fences

Version comparison

This version comparison compares where new and revised clauses are located between BS 1722-1:2019 and BS 1722-1:2006.

BS 1722-1:2019 to BS 1722-1:2006

BS 1722-1:2019	BS 1722-1:2006
Foreword	Foreword
Introduction	NEW
1 Scope	1 Scope
2 Normative references	2 Normative references
3 Terms and definitions	3 Terms and definitions
4 Dimensions and general characteristics	4 Dimensions and general characteristics
DELETED	4.1 Fences
5 Additional security	5 Additional security
6 Gates	4.2 Gates
7 Materials and construction	6 Materials and construction
7.1 Welding	NEW
7.2 Wire	6.1 Wire
DELETED	6.2 Concrete posts and struts
7.3 Posts, gate posts and struts	6.3 Steel fence, gate posts and struts
7.4 Construction of gates	6.4 Construction of gates
DELETED	6.5 Timber posts and struts

This is a preview of "BS 1722-1:2019 - TC". [Click here to purchase the full version from the ANSI store.](#)

	DELETED	6.7	Extension arms for barbed wire
8	Design		NEW
9	Installation	7	Installation
9.1	Line and level	7.1	Line and level
9.2	Posts and struts	7.2	Posts and struts
	DELETED	7.3	Straining posts
	DELETED	7.4	Struts
	DELETED	7.5	Intermediate posts
	DELETED	7.6	Gate posts
9.3	Line wires	7.7	Line wires
	DELETED	7.8	Straining posts
	DELETED	7.9	Intermediate posts
9.4	Chain link mesh	7.10	Chain link fencing
9.5	Toppings		NEW
	DELETED	7.11	Barbed wire
	DELETED	8	Gates
10	Renovation of damage to hot dip galvanized coating	9	Renovation of damage to hot dip galvanized coating
11	Statement of conformity	10	Statement of conformity
11.1	Fence manufacturer/supplier	10.1	Fence manufacturer
11.2	Fence installer	10.2	Fence installer
11.3	Certificate	10.3	Certificate

This is a preview of "BS 1722-1:2019 - TC". [Click here to purchase the full version from the ANSI store.](#)

DELETED	Annex A (normative) Concrete components
Annex A (normative) Steel components and protective treatments	Annex B (normative) Steel components and protective treatments
Annex B (normative) Chain link solidity calculation and wind load calculation	NEW
Annex C (informative) Specifying a chain link fence	Annex C (informative) Specifying a chain link fence
DELETED	Annex D (informative) Determination of moisture content
Bibliography	Bibliography

This is a preview of "BS 1722-1:2019 - TC". Click here to purchase the full version from the ANSI store.

Publishing and copyright information

The BSI copyright notice displayed in this document indicates when the document was last issued.

© The British Standards Institution 2019

Published by BSI 2006 Standards Limited 2019

ISBN 978 0 580 49501 9 51974 1

ICS 91.090

The following BSI references relate to the work on this standard document:

Committee reference B/201

Draft for comment 06/30139495 18/30369048 DC

Publication history

~~First published March 1951~~

~~Second edition August 1963~~

~~Third edition June 1972~~

~~Fourth edition June 1986~~

~~Fifth (present) edition November 2006~~

Amendments/corrigenda issued since publication

Amd. no.	Date	Text affected
-----------------	------	---------------

This is a preview of "BS 1722-1:2019 - TC". Click here to purchase the full version from the ANSI store.

Foreword	iii
Introduction	1
1 Scope	1
2 Normative references	2
3 Terms and definitions	3
<i>Figure 1 — General characteristics of a chain link fence</i>	4
4 Dimensions and general characteristics	5
<i>Table 1 — General characteristics of chain link fences with zinc (Z) or zinc alloy (ZA) coated mesh</i>	6
<i>Table 2 — General characteristics of chain link fences with plastic coated mesh</i>	8
5 Additional security	10
6 Gates	10
7 Materials and construction	10
7.1 Welding	10
7.2 Wire	10
7.3 Posts, gate posts and struts	13
<i>Table 3 — Typical dimensions for steel posts and struts</i>	14
<i>Table 4 — Typical steel post sizes (SHS) for individual gate leaf widths (pairs or singles)</i>	16
7.4 Construction of gates	16
<i>Table 5 — Typical frame sizes for individual gate leaf widths (pairs or singles)^{A)}</i>	17
<i>Figure 2 — Example of a hinge design</i>	20
<i>Table 6 — Typical minimum fittings for gates</i>	21
<i>Table 7 — Typical minimum dimensions for gate fittings</i>	21
<i>Figure 3 — Example of a hinge eyebolt</i>	22
<i>Figure 4 — Example of a hinge pin</i>	22
<i>Figure 5 — Example of a drop bolt arrangement</i>	23
<i>Figure 6 — Example of a locking bar arrangement</i>	24
7.5 Fittings, fixings and straining devices	25
8 Design	26
9 Installation	27
9.1 Line and level	27
9.2 Posts and struts	27
9.3 Line wires	29
9.4 Chain link mesh	29
9.5 Toppings	29
10 Renovation of damage to hot dip galvanized coating	30
11 Statement of conformity	31
11.1 Fence manufacturer/supplier	31
11.2 Fence installer	31
11.3 Certificate	31
11.4 Statement	31
Annex A (normative) Steel components and protective treatments	34
<i>Table A.1 — Recommended steel grades</i>	35
Annex B (normative) Chain link solidity calculation and wind load calculation	36
<i>Figure B.1 — Example for 5.00 mm OD chain link 50 mm mesh</i>	37
<i>Table B.1 — Drag coefficients (C_d) of fence panels</i>	38
<i>Table B.2 — Calculations for each component</i>	39
Annex C (informative) Specifying a chain link fence	41
Bibliography	45

This is a preview of "BS 1722-1:2019 - TC". [Click here to purchase the full version from the ANSI store.](#)

Summary of pages

This document comprises a front cover, an inside front cover, pages i to iv, pages 1 to 31, an inside back cover and a back cover.

This is a preview of "BS 1722-1:2019 - TC". Click here to purchase the full version from the ANSI store.

Publishing information

This part of BS 1722 was published by BSI Standards Limited, under licence from The British Standards Institution, and came into effect on 30 November 2006 April 2019. It was prepared by Technical Committee B/201, *Fences and gates*. A list of organizations represented on this committee can be obtained on request to its secretary.

Supersession

This part of BS 1722 supersedes BS 1722-1:1999 2006, which is withdrawn.

Relationship with other publications

BS 1722 is published in parts as follows:

- *Part 1: Specification for chain link fences;*
- *Part 2: Specification for strained wire and wire mesh netting fences;*
- *Part 4: Specification for cleft chestnut pale fences;*
- *Part 5: Specification for close-boarded fences and wooden palisade fences;*
- *Part 7: Specification for wooden post and rail fences;*
- *Part 8: Specification for mild steel (low carbon steel) continuous bar fences and hurdles;*
- *Part 9: Specification for mild steel (low carbon steel) fences with round or square verticals and flat horizontals;*
- *Part 10: Specification for anti-intruder fences in chain link and welded mesh;*
- *Part 11: Specification for prefabricated wood panel fences;*
- *Part 12: Specification for steel palisade fences;*
- ~~*Part 13: Chain link fences for tennis court surrounds¹⁾;*~~
- *Part 14: Specification for open mesh steel panel fences;*
- *Part 16: Specification for organic powder coatings to be used as a plastics finish to components and mesh;*
- *Part 17: Specification for electric security fences — Design, installation and maintenance;*
- *Part 18: Specification for free-standing temporary steel mesh site-perimeter temporary fencing systems²⁾ panels.*

Information about this document

This is a full revision of this part of BS 1722, and introduces the following principal changes:

- Performance-based requirements have been specified rather than descriptive where possible
- Heights up to 3.60 m are now covered.

It should be noted that no attempt has been made to standardize fences or gates of a purely decorative nature, or those suited to special requirements; nor to specify requirements for "patent" proprietary fencing systems. However, the structure of such fences or gates should can still be designed in accordance with the applicable clauses of this part of BS 1722.

¹⁾—Obsolescent.

²⁾—Part 18 is in development and will be published as a Draft for Development (DD).

This is a preview of "BS 1722-1:2019 - TC". Click here to purchase the full version from the ANSI store.

It has been assumed in the drafting of this part of BS 1722 that the execution of its provision is entrusted to appropriately qualified and experienced people. Before installation commences, the Lead Installer ~~should hold a current FISS/CSCS registration card skilled level (blue card) or equivalent~~ and all other operatives ~~should hold the basic fence operative card (green card) or equivalent~~ are expected to have a suitable qualification.

NOTE ~~At the time of publication of this British Standard the registration cards are validated by the~~ An example of a suitable qualification for a Lead Installer is the attainment of a Joint Fencing Industry Skills Scheme (FISS) ~~and/or~~ Construction Scheme Skills Certification Scheme (CSCS) skilled level registration card (blue card). An example of a suitable qualification for all other operatives is the attainment of the basic fence operative card (green card). At the time of publication of this British Standard the registration cards are validated by the FISS and CSCS. FISS/CSCS maintains a national register of fence installers and operatives. ~~There~~ Other schemes might be ~~other schemes~~ available.

Presentational conventions

The provisions of this standard are presented in roman (i.e. upright) type. Its requirements are expressed in sentences in which the principal auxiliary verb is "shall".

Commentary, explanation and general informative material is presented in smaller italic type, and does not constitute a normative element.

Where words have alternative spellings, the preferred spelling of the Shorter Oxford English Dictionary is used (e.g. "organization" rather than "organisation").

Requirements in this standard are drafted in accordance with ~~The BSI guide to standardization—Section 2: Rules for the structure and drafting and presentation of British Standards of UK standards~~, subclause ~~11.3.1 G.1.1~~, which states, "Requirements should be expressed using wording such as: 'When tested as described in Annex A, the product shall ...'". This means that only those products that are capable of passing the specified test will be deemed to conform to this standard.

Contractual and legal considerations

This publication does not purport to include all the necessary provisions of a contract. Users are responsible for its correct application.

Compliance with a British Standard cannot confer immunity from legal obligations.

This is a preview of "BS 1722-1:2019 - TC". Click here to purchase the full version from the ANSI store.

~~This standard aims to establish minimum requirements for materials and workmanship of the more common types of fence in order to ensure satisfactory service for the purchaser, and to assist manufacturers and installing contractors by eliminating unnecessary minor variations in the demands of purchasers. It specifies requirements for the components that make up a fence and the way in which the fence needs to be constructed.~~

Choosing a suitable fence is affected by factors such as intended purpose, desired service life, aesthetic considerations and availability of components. The specifier can match a suitable choice of fence to its intended purpose by reference to Table 1 and Table 2, and inform those installing the fence of the basic characteristics required.

Premature failure of the fence can be avoided by taking care neither to overstrain coated wire or to damage protective treatments during installation.

~~Ground conditions might indicate that a variation in the length of a post or strut, or the depth to which these would be set, is desirable. The posts and struts and setting depths specified in this standard are intended for use in normal ground conditions, but if special conditions exist that warrant variations in the specification, e.g. the ground is softer or firmer than usual, such a change should be agreed with the specifier.~~

1 Scope

This part of BS 1722 specifies requirements for chain link fences and gates and gateposts for use with chain link fences. The gates specified are steel with a provision for chain link infill or other infill if required by the purchaser client.

NOTE — ~~For gates for domestic purposes, timber or "wrought iron" gates may be preferred. These types of gate are specified in BS 4092-1.~~

This standard British Standard specifies requirements for fences up to 2.5 3.60 m in height with a chain link mesh infill. For other security fences, refer to BS 1722-10, BS 1722-12 and BS 1722-14, and for chain link fences for tennis court surrounds mesh specifications refer to BS 1722-13 BS EN 10223-6.

~~This standard specifies a method of allocating a reference code to each type of fence, indicating its height, the type and weight of infill, and the materials of the posts and the type of wire coating.~~

NOTE — ~~These type references are given in Table 1 and Table 2. For uniformity the heights given in Table 1 and Table 2 are of the main infill material and exclude any ground clearance at the base or additional height provided by extension arms for barbed wire. Wire and chain link sizes are selected from BS EN 10223-6.~~

This standard British Standard is divided into requirements for the material components for fences and for installation of the fences. This standard also includes specifies requirements for protective treatments. However, maintenance requirements for the fence after installation are outside the scope of this standard.

This standard includes British Standard specifies requirements for sizes of components, together with the permissible tolerances on size. These are minimum requirements, and it will normally be acceptable to use larger sizes, except if where this could adversely affect the fitting of components, or if replacement parts are required to match with those already present.

Ground conditions might indicate that a variation in the length of a post or strut, or the depth to which these can be set, is desirable. The posts and struts and setting depths specified in this part of BS 1722 are intended for use in normal ground conditions, but if special conditions exist that warrant variations in the specification, e.g. the ground is softer or firmer than usual, such a change needs to be agreed with the specifier.