

Second edition
2021-03

Information technology — Storage management —

Part 2: Common Architecture



Reference number
ISO/IEC 24775-2:2021(E)

© ISO/IEC 2021



COPYRIGHT PROTECTED DOCUMENT

© ISO/IEC 2021

All rights reserved. Unless otherwise specified, or required in the context of its implementation, no part of this publication may be reproduced or utilized otherwise in any form or by any means, electronic or mechanical, including photocopying, or posting on the internet or an intranet, without prior written permission. Permission can be requested from either ISO at the address below or ISO's member body in the country of the requester.

ISO copyright office
CP 401 • Ch. de Blandonnet 8
CH-1214 Vernier; Geneva
Phone: +41 22 749 01 11
Email: copyright@iso.org
Website: www.iso.org

Published in Switzerland

This is a preview of "ISO/IEC 24775-2:2021". Click here to purchase the full version from the ANSI store.

Foreword

ISO (the International Organization for Standardization) and IEC (the International Electrotechnical Commission) form the specialized system for worldwide standardization. National bodies that are members of ISO or IEC participate in the development of International Standards through technical committees established by the respective organization to deal with particular fields of technical activity. ISO and IEC technical committees collaborate in fields of mutual interest. Other international organizations, governmental and non-governmental, in liaison with ISO and IEC, also take part in the work.

The procedures used to develop this document and those intended for its further maintenance are described in the ISO/IEC Directives, Part 1. In particular, the different approval criteria needed for the different types of document should be noted (see www.iso.org/directives).

Attention is drawn to the possibility that some of the elements of this document may be the subject of patent rights. ISO and IEC shall not be held responsible for identifying any or all such patent rights. Details of any patent rights identified during the development of the document will be in the Introduction and/or on the ISO list of patent declarations received (see www.iso.org/patents) or the IEC list of patent declarations received (see <http://patents.iec.ch>).

Any trade name used in this document is information given for the convenience of users and does not constitute an endorsement.

For an explanation of the voluntary nature of standards, the meaning of ISO specific terms and expressions related to conformity assessment, as well as information about ISO's adherence to the World Trade Organization (WTO) principles in the Technical Barriers to Trade (TBT), see www.iso.org/iso/foreword.html.

This document was prepared by SNIA (as Storage Management Technical Specification, Part 2 Common Architecture, Version 1.8.0, Revision 5) and drafted in accordance with its editorial rules. It was adopted, under the JTC 1 PAS procedure, by Joint Technical Committee ISO/IEC JTC 1, *Information technology*.

This second edition cancels and replaces the first edition (ISO/IEC 24775-2:2014), which has been technically revised.

The main changes compared to the previous edition are as follows:

- USAGE text was revised to address code (now included in the front matter for all SNIA specifications)
- All recipes and their references were deleted.
- Instances of subprofile were changed to profile. In the annex, instances of subprofile were changed to component profile (TSG meeting voice vote).
- Profile versions and related text were updated. (TSG meeting voice vote).
- Indications have been replaced by DMTF Indications, and all affected clauses updated. (TSG meeting voice vote).
- Instances of Experimental within profiles already labeled as Experimental were removed to avoid confusion and redundancy. (Editorial change)
- CIM/XML was changed to CIM-XML (Response to ballot comments).

This is a preview of "ISO/IEC 24775-2:2021". Click [here](#) to purchase the full version from the ANSI store.

- Annex: SMI-S Information Model.
- The CIM schema version was changed to 2.51 for V1.8.0 Rev3.
- Health and Fault Management
 - Table 1: OperationalStatus for Disk Drive, revised re operational status.
 - Revised Array example and other text (CORE-SMIS-SCR-00084).
- Indications
 - Added as Clause 10, includes some material previously in Annex C (normative) Indication Filter Strings.
 - References the DMTF Indications Profile, DSP 1054, version 1.2.2.
- References
 - Five references were added to DMTF references (Final) section (to indicate most recent versions). One reference was added to References under development section.
 - Added link to the SNIA TLS Specification.
 - Deleted "V.1.0" from all references to the SNIA TLS Specification for Storage Systems in SMI-S v1.6.1 and later versions of SMI-S (TSG ballot).
- Security
 - Removed Experimental material in the Securityclause per voice vote in TSG.
- Standard Messages
 - Standard messages (in table format) remain in the document (after being removed in a previous revision, TSG meeting voice vote).
 - Changes applied to the Standard Message tables:
 - Promoted to experimental new alert standard messages for diagnostic tests on storage pools (SMIS-170-Draft-SCR00003).
 - Resolved duplicate use of standard messages in the Block Storage Messages section (TSG-SMIS-SCR00316.001).
 - Added alerts in Common Profile-Related Messages section (TSG-SMIS-SCR00315.001, SMIS-170-Draft-SCR00008).
 - Promoted the maturity level from DRAFT to EXPERIMENTAL for these revisions: Updated profiles to remove SNIA_ classes and use DMTF CIM_ classes. (TSG-SMIS-SCR00315.001, SMIS-170-Draft- SCR00008) in Common Profile-Related Messages section and Filesystem Messages section.
- Annex A (informative) Mapping CIM Objects to SNMP MIB Structure removed.
- Annex B (normative) Compliance with the SNIA SMI Specification changed to Annex A.
- Annex C (normative) Indication Filter Strings removed. Some material moved to new Indications profile.

A list of all parts in the ISO/IEC 24775 series can be found on the ISO website.

Any feedback or questions on this document should be directed to the user's national standards body. A complete listing of these bodies can be found at www.iso.org/members.html.

This is a preview of "ISO/IEC 24775-2:2021". [Click here to purchase the full version from the ANSI store.](#)

INTENDED AUDIENCE

This document is intended for use by individuals and companies engaged in developing, deploying, and promoting interoperable multi-vendor SANs through the Storage Networking Industry Association (SNIA) organization.

CHANGES TO THE SPECIFICATION

Each publication of this specification is uniquely identified by a three-level identifier, comprised of a version number, a release number and an update number. The current identifier for this specification is version 1.8.0. Future publications of this specification are subject to specific constraints on the scope of change that is permissible from one publication to the next and the degree of interoperability and backward compatibility that should be assumed between products designed to different publications of this standard. The SNIA has defined three levels of change to a specification:

- **Major Revision:** A major revision of the specification represents a substantial change to the underlying scope or architecture of the SMI-S API. A major revision results in an increase in the version number of the version identifier (e.g., from version 1.x.x to version 2.x.x). There is no assurance of interoperability or backward compatibility between releases with different version numbers.
- **Minor Revision:** A minor revision of the specification represents a technical change to existing content or an adjustment to the scope of the SMI-S API. A minor revision results in an increase in the release number of the specification's identifier (e.g., from x.1.x to x.2.x). Minor revisions with the same version number preserve interoperability and backward compatibility.
- **Update:** An update to the specification is limited to minor corrections or clarifications of existing specification content. An update will result in an increase in the third component of the release identifier (e.g., from x.x.1 to x.x.2). Updates with the same version and minor release levels preserve interoperability and backward compatibility.

TYPOGRAPHICAL CONVENTIONS

Maturity Level

In addition to informative and normative content, this specification includes guidance about the maturity of emerging material that has completed a rigorous design review but has limited implementation in commercial products. This material is clearly delineated as described in the following sections. The typographical convention is intended to provide a sense of the maturity of the affected material, without altering its normative content. By recognizing the relative maturity of different sections of the standard, an implementer should be able to make more informed decisions about the adoption and deployment of different portions of the standard in a commercial product.

This specification has been structured to convey both the formal requirements and assumptions of the SMI-S API and its emerging implementation and deployment lifecycle. Over time, the intent is that all content in the specification will represent a mature and stable design, be verified by extensive implementation experience, assure consistent support for backward compatibility, and rely solely on content material that has reached a similar level of maturity. Unless explicitly labeled with one of the subordinate maturity levels defined for this specification, content is assumed to satisfy these requirements and is referred to as "Finalized". Since much of the evolving specification

content in any given release will not have matured to that level, this specification defines three subordinate levels of implementation maturity that identify important aspects of the content's increasing maturity and stability. Each subordinate maturity level is defined by its level of implementation experience, its stability and its reliance on other emerging standards. Each subordinate maturity level is identified by a unique typographical tagging convention that clearly distinguishes content at one maturity model from content at another level.

This is a preview of "ISO/IEC 24775-2:2021". [Click here to purchase the full version from the ANSI store.](#)

Experimental Maturity Level

No material is included in this document unless its initial architecture has been completed and reviewed. Some content included in this document has complete and reviewed design, but lacks implementation experience and the maturity gained through implementation experience. This content is included in order to gain wider review and to gain implementation experience. This material is referred to as "Experimental". It is presented here as an aid to implementers who are interested in likely future developments within the SMI specification. The contents of an Experimental profile may change as implementation experience is gained. There is a high likelihood that the changed content will be included in an upcoming revision of the specification. Experimental material can advance to a higher maturity level as soon as implementations are available. Figure 1 is a sample of the typographical convention for Experimental content.




Figure 1 - Experimental Maturity Level Tag

Implemented Maturity Level

Profiles for which initial implementations have been completed are classified as "Implemented". This indicates that at least two different vendors have implemented the profile, including at least one provider implementation. At this maturity level, the underlying architecture and modeling are stable, and changes in future revisions will be limited to the correction of deficiencies identified through additional implementation experience. Should the material become obsolete in the future, it must be deprecated in a minor revision of the specification prior to its removal from subsequent releases. Figure 2 is a sample of the typographical convention for Implemented content.




Figure 2 - Implemented Maturity Level Tag

Stable Maturity Level

Once content at the Implemented maturity level has garnered additional implementation experience, it can be tagged at the Stable maturity level. Material at this maturity level has been implemented by three different vendors, including both a provider and a client. Should material that has reached this maturity level become obsolete, it may only be deprecated as part of a minor revision to the specification. Material at this maturity level that has been deprecated may only be removed from the specification as part of a major revision. A profile that has reached this maturity level is guaranteed to preserve backward compatibility from one minor specification revision to the next. As a result, Profiles at or above the Stable

This is a preview of "ISO/IEC 24775-2:2021". [Click here to purchase the full version from the ANSI store.](#)

maturity level shall not rely on any content that is Experimental. Figure 3 is a sample of the typographical convention for Implemented content.




Figure 3 - Stable Maturity Level Tag

Finalized Maturity Level

Content that has reached the highest maturity level is referred to as "Finalized." In addition to satisfying the requirements for the Stable maturity level, content at the Finalized maturity level must solely depend upon or refine material that has also reached the Finalized level. If specification content depends upon material that is not under the control of the SNIA, and therefore not subject to its maturity level definitions, then the external content is evaluated by the SNIA to assure that it has achieved a comparable level of completion, stability, and implementation experience. Should material that has reached this maturity level become obsolete, it may only be deprecated as part of a major revision to the specification. A profile that has reached this maturity level is guaranteed to preserve backward compatibility from one minor specification revision to the next. Over time, it is hoped that all specification content will attain this maturity level. Accordingly, there is no special typographical convention, as there is with the other, subordinate maturity levels. Unless content in the specification is marked with one of the typographical conventions defined for the subordinate maturity levels, it should be assumed to have reached the Finalized maturity level.

Deprecated Material

Non-Experimental material can be deprecated in a subsequent revision of the specification. Sections identified as "Deprecated" contain material that is obsolete and not recommended for use in new development efforts. Existing and new implementations may still use this material, but shall move to the newer approach as soon as possible. The maturity level of the material being deprecated determines how long it will continue to appear in the specification. Implemented content shall be retained at least until the next revision of the specialization, while Stable and Finalized material shall be retained until the next major revision of the specification. Providers shall implement the deprecated elements as long as it appears in the specification in order to achieve backward compatibility. Clients may rely on deprecated elements, but are encouraged to use non-deprecated alternatives when possible.

Deprecated sections are documented with a reference to the last published version to include the deprecated section as normative material and to the section in the current specification with the replacement. Figure 4 contains a sample of the typographical convention for deprecated content.



Figure 4 - Deprecated Tag

This is a preview of "ISO/IEC 24775-2:2021". [Click here to purchase the full version from the ANSI store.](#)

This is a preview of "ISO/IEC 24775-2:2021". [Click here to purchase the full version from the ANSI store.](#)

Contents

List of Figures	15
List of Tables	17
Foreword	23
1 Scope	25
2 Normative references	27
2.1 General	27
2.2 Approved references	27
2.3 DMTF references (Final)	27
2.4 IETF references	28
2.5 References under development	29
2.6 Other references	29
3 Terms, definitions, symbols, abbreviations, and conventions	31
3.1 Terms and definitions	31
3.2 Acronyms and abbreviations	37
3.3 Keywords	37
3.4 Conventions	38
4 Transport and Reference Model	41
4.1 Introduction	41
4.1.1 Overview	41
4.1.2 Language Requirements	41
4.1.3 Communications Requirements	41
4.1.4 XML Message Syntax and Semantics	41
4.2 Transport Stack	42
4.3 Reference Model	42
4.3.1 Overview	42
4.3.2 Roles for Interface Constituents	43
4.3.3 Cascaded Agents	43
5 Health and Fault Management	45
5.1 Objectives	45
5.2 Overview	45
5.3 Terms	45
5.4 Description of Health and Fault Management	46
5.4.1 Operational Status and Health State (Polling)	46
5.4.2 Standard Errors and Events	47
5.4.3 Indications	47
5.4.4 Event Correlation and Fault Containment	47
5.4.5 Fault Regions	50
5.4.6 Examples	52
6 Object Model General Information	55
6.1 Model Overview (Key Resources)	55
6.1.1 Overview	55
6.1.2 Introduction to CIM UML Notation	55
6.2 Techniques	56
6.2.1 CIM Fundamentals	56
6.2.2 Modeling Profiles	58
6.2.3 CIM Naming	58
7 Correlatable and Durable Names	59

This is a preview of "ISO/IEC 24775-2:2021". [Click here to purchase the full version from the ANSI store.](#)

7.1	Overview	59
7.2	Guidelines for SCSI Logical Unit Names	60
7.3	Guidelines for FC-SB-2 Device Names.....	60
7.4	Guidelines for Port Names	61
7.5	Guidelines for Storage System Names	61
7.6	Standard Formats for Correlatable Names	62
7.6.1	General.....	62
7.6.2	Standard Formats for Logical Unit Names	63
7.6.3	Standard Formats for Port Names.....	64
7.6.4	Standard Formats for Fabric Names	65
7.6.5	Standard Formats for Storage System Names.....	65
7.6.6	Operating System Device Names	67
7.6.7	Case Sensitivity	68
7.7	Testing Equality of correlatable Names	68
7.8	iSCSI Names.....	69
8	Standard Messages.....	71
8.1	Overview	71
8.2	Registries for Standard Messages	71
8.3	SNIA Standard Messages.....	71
8.3.1	Common Profile-related Messages	71
8.3.2	Block Storage Messages.....	85
8.3.3	Fabric Messages	118
8.3.4	Filesystem Messages	123
8.3.5	Host Messages.....	135
8.3.6	Media Library Messages	138
9	Service Discovery	171
9.1	Objectives	171
9.2	Overview	171
9.3	SLP Messages	173
9.4	Scopes	174
9.5	Services Definition	175
9.5.1	SLP Terms.....	175
9.5.2	Service Type.....	175
9.5.3	Service Attributes	175
9.6	User Agents (UA)	175
9.7	Service Agents (SAs)	176
9.8	Directory Agents (DAs)	177
9.9	Service Agent Server (SA Server)	177
9.9.1	General Information.....	177
9.9.2	SA Server (SAS) Implementation	177
9.9.3	SA Server (SAS) Clients.....	178
9.9.4	SA Server Configuration.....	178
9.9.5	SA Server Discovery	180
9.9.6	SAS Client Registration	180
9.10	Configurations	180
9.10.1	Overview.....	180
9.10.2	Multicast Configurations	180
9.10.3	No Multicast configuration	181
9.10.4	Multicast Islands	182
10	Indications	185

This is a preview of "ISO/IEC 24775-2:2021". [Click here to purchase the full version from the ANSI store.](#)

10.1	Indications profile	185
10.1.1	Profile Support.....	185
10.1.2	Creating a client defined indication and subscription	185
10.1.3	ListenerDestination.....	185
10.2	Indication Filter Strings.....	185
10.2.1	Definition Syntax.....	185
10.2.2	Instance Creation	186
10.2.3	Instance Deletion.....	186
10.2.4	Modification of any value in an array property.....	186
10.2.5	Modification to either of Two Specific values in an Array Property.....	186
10.2.6	Alert.....	187
11	SMI-S Roles	189
11.1	Introduction	189
11.2	SMI-S Client	190
11.2.1	Overview.....	190
11.2.2	SLP Functions	190
11.2.3	Generic Operations	190
11.2.4	Security Considerations.....	190
11.2.5	Lock Management Functions	190
11.3	Dedicated SMI-S Server	190
11.3.1	Overview.....	190
11.3.2	SLP Functions	191
11.3.3	Generic Operations	191
11.3.4	Security Considerations.....	192
11.3.5	Lock Management Functions	192
11.4	General Purpose SMI-S Server	192
11.4.1	Overview.....	192
11.4.2	SLP Functions	192
11.4.3	Generic Operations	193
11.4.4	Lock Management Functions	193
11.4.5	Provider Sub-role.....	193
11.5	Directory Server	193
11.5.1	SLP Functions	193
11.5.2	Generic Operations	193
11.5.3	Security Considerations.....	193
11.5.4	Lock Management Functions	194
11.6	Combined Roles on a Single System.....	194
11.6.1	Overview.....	194
11.6.2	General Purpose SMI-S Server as a Profile Aggregator	194
12	Installation and Upgrade.....	195
12.1	Introduction	195
12.2	Role of the Administrator.....	195
12.3	Goals.....	195
12.3.1	Non-Disruptive Installation and De-installation.....	195
12.3.2	Plug-and-Play.....	195
12.4	Server Deployment	196
12.4.1	General.....	196
12.4.2	Controlled Environment.....	196
12.4.3	Multiple WBEM Server systems	196
12.4.4	Shared WBEM Server	197
12.4.5	Uninstallation	198

This is a preview of "ISO/IEC 24775-2:2021". [Click here to purchase the full version from the ANSI store.](#)

12.4.6	Update	198
12.4.7	Reconfiguration	198
12.5	WBEM Service Support & Related Functions	198
12.5.1	Installation	198
12.5.2	Multiple WBEM Servers on a Single Server System	199
12.5.3	Uninstallation/Upgrade	199
12.5.4	Reconfiguration	199
12.5.5	Failure.....	199
12.6	Client	199
12.6.1	Uninstallation	199
12.6.2	Reconfiguration	199
12.7	Directory Service.....	199
12.7.1	Installation	199
12.7.2	Uninstallation/Failure	200
12.8	Issues with Discovery Mechanisms	200
13	Security.....	201
13.1	Requirements.....	201
13.1.1	Overview.....	201
13.1.2	General Requirements for HTTP Implementations	202
13.2	Description of SMI-S Security	202
13.2.1	Security Scope	202
13.2.2	Transport Security	203
13.2.3	Authentication.....	203
13.2.4	Service Discovery.....	204
Annex A	(informative) SMI-S Information Model.....	207
Annex B	(normative) Compliance with the SNIA SMI Specification.....	209

This is a preview of "ISO/IEC 24775-2:2021". [Click here to purchase the full version from the ANSI store.](#)

LIST OF FIGURES

Figure 1 - Experimental Maturity Level Tag	8
Figure 2 - Implemented Maturity Level Tag	8
Figure 3 - Stable Maturity Level Tag	9
Figure 4 - Deprecated Tag	9
Figure 5 - Reference Model	42
Figure 6 - Basic Fault Detection	46
Figure 7 - Health Lifecycle	49
Figure 8 - Continuum	50
Figure 9 - Application Fault Region	51
Figure 10 - Switch Example	53
Figure 11 - Lines that Connect Classes	55
Figure 12 - iSCSI Qualified Names (iqn) Examples	69
Figure 13 - iSCSI EUI Name Example	69
Figure 14 - iSCSI 64-bit NAA Name Example	70
Figure 15 - iSCSI 128-bit NAA Name Example	70
Figure 16 - SA Server Configuration	180
Figure 17 - Multicast Configuration	181
Figure 18 - No Multicast configuration	182
Figure 19 - Multicast Islands	183
Figure 20 - SMI-S Roles	189
Figure B.1 Provider Migration	211

This is a preview of "ISO/IEC 24775-2:2021". [Click here to purchase the full version from the ANSI store.](#)

This is a preview of "ISO/IEC 24775-2:2021". [Click here to purchase the full version from the ANSI store.](#)

LIST OF TABLES

Table 1 - OperationalStatus for Disk Drive	46
Table 2 - Standard Formats for StorageVolume Names	63
Table 3 - Standard Formats for Port Names.....	64
Table 4 - Standard Formats for Storage System Names.....	66
Table 5 - Standard Operating System Names for Tape Devices.....	67
Table 6 - LogicalDisk.Name for disk partitions	68
Table 7 - GenericDiskParittion.Name for disk partitions	68
Table 8 - Standard Operating System Names for Unpartitioned Disks	68
Table 9 - Redundancy Message Arguments	71
Table 10 - Redundancy Alert Information	72
Table 11 - Environmental Message Arguments.....	72
Table 12 - Environmental Alert Information	73
Table 13 - FRU Operation Message Arguments	73
Table 14 - FRU Operation Alert Information	74
Table 15 - Password change Message Arguments	74
Table 16 - Password change Alert Information.....	74
Table 17 - User or Account Operation Message Arguments	75
Table 18 - User or Account Operation Alert Information.....	75
Table 19 - User Login Message Arguments	76
Table 20 - User Login Alert Information.....	76
Table 21 - Proxy Agent Device Communication Message Arguments	76
Table 22 - Proxy Agent Device Communication Alert Information.....	77
Table 23 - Port Status Changed Message Arguments	77
Table 24 - Port Status Changed Alert Information.....	78
Table 25 - Datacheck Error Message Arguments.....	78
Table 26 - Datacheck Error Alert Information	78
Table 27 - User Login Failure Message Arguments	79
Table 28 - User Login Failure Alert Information.....	79
Table 29 - Drive not responding Message Arguments	80
Table 30 - Drive not responding Alert Information	80
Table 31 - Fan Failure Alert Information	80
Table 32 - Power Supply Failure Alert Information	81
Table 33 - Drive Power Consumption Alert Information	81
Table 34 - Drive Voltage Alert Information.....	81
Table 35 - Predictive Failure Alert Information	82
Table 36 - Diagnostics Required Alert Information	82
Table 37 - Drive is responding Message Arguments.....	82
Table 38 - Drive is responding Alert Information	83
Table 39 - Cooling Fan Issues Cleared Alert Information.....	83
Table 40 - Power Supply Issues Cleared Message Arguments	83
Table 41 - Power Supply Issues Cleared Alert Information	84
Table 42 - Controller Failure Message Arguments	84
Table 43 - Controller Failure Alert Information.....	84
Table 44 - Controller Issues Cleared Message Arguments	84
Table 45 - Controller Issues Cleared Alert Information.....	85
Table 46 - Device Not ready Message Arguments	85
Table 47 - Error Properties for Device Not ready	86
Table 48 - Error Properties for Internal Bus Error.....	86

This is a preview of "ISO/IEC 24775-2:2021". [Click here to purchase the full version from the ANSI store.](#)

Table 49 - Error Properties for DMA Overflow	87
Table 50 - Error Properties for Firmware Logic Error	87
Table 51 - Front End Port Error Message Arguments	88
Table 52 - Front End Port Error Alert Information	88
Table 53 - Back End Port Error Message Arguments.....	88
Table 54 - Back End Port Error Alert Information	88
Table 55 - Remote Mirror Error Message Arguments.....	89
Table 56 - Error Properties for Remote Mirror Error	89
Table 57 - Remote Mirror Error Alert Information	89
Table 58 - Error Properties for Cache Memory Error.....	90
Table 59 - Error Properties for Unable to Access Remote Device	90
Table 60 - Error Reading Data Alert Information	91
Table 61 - Error Writing Data Alert Information	91
Table 62 - Error Validating Write (CRC) Alert Information.....	92
Table 63 - Error Properties for Copy Operation Failed	92
Table 64 - Error Properties for RAID Operation Failed.....	93
Table 65 - Error Properties for Invalid RAID Type	93
Table 66 - Error Properties for Invalid Storage Element Type.....	94
Table 67 - Error Properties for Configuration Change Failed	94
Table 68 - Error Properties for Buffer Overrun	95
Table 69 - Stolen Capacity Message Arguments	95
Table 70 - Error Properties for Stolen Capacity.....	95
Table 71 - Invalid Extent passed Message Arguments	96
Table 72 - Error Properties for Invalid Extent passed.....	96
Table 73 - Error Properties for Invalid Deletion Attempted	97
Table 74 - Error Properties for Job Failed to Start.....	97
Table 75 - Job was Halted Message Arguments	98
Table 76 - Invalid State Transition Message Arguments	98
Table 77 - Error Properties for Invalid State Transition	98
Table 78 - Invalid SAP for Method Message Arguments.....	99
Table 79 - Error Properties for Invalid SAP for Method	99
Table 80 - Resource Not Available Message Arguments	99
Table 81 - Error Properties for Resource Not Available	100
Table 82 - Resource Limit Exceeded Message Arguments.....	100
Table 83 - Error Properties for Resource Limit Exceeded	100
Table 84 - Thin Provision Capacity Warning Message Arguments	101
Table 85 - Thin Provision Capacity Warning Alert Information	101
Table 86 - Provision Capacity Critical Message Arguments.....	101
Table 87 - Provision Capacity Critical Alert Information	102
Table 88 - Thin Provision Capacity Okay Message Arguments	102
Table 89 - Thin Provision Capacity Okay Alert Information	102
Table 90 - Masking Group Membership Changed Message Arguments.....	103
Table 91 - Masking Group Membership Changed Alert Information	103
Table 92 - StorageVolume Relocation Starts Message Arguments	103
Table 93 - StorageVolume Relocation Starts Alert Information	103
Table 94 - StorageVolume Relocation Ends Message Arguments.....	104
Table 95 - StorageVolume Relocation Ends Alert Information	104
Table 96 - StoragePool Relocation Starts Message Arguments	104
Table 97 - StoragePool Relocation Starts Alert Information	104

This is a preview of "ISO/IEC 24775-2:2021". [Click here to purchase the full version from the ANSI store.](#)

Table 98 - StoragePool Relocation Ends Message Arguments.....	105
Table 99 - StoragePool Relocation Ends Alert Information	105
Table 100 - LogicalDisk Relocation Starts Message Arguments	105
Table 101 - LogicalDisk Relocation Starts Alert Information.....	105
Table 102 - LogicalDisk Relocation Ends Message Arguments	106
Table 103 - LogicalDisk Relocation Ends Alert Information.....	106
Table 104 - Volume or pool degraded Message Arguments	106
Table 105 - Volume or pool degraded Alert Information.....	106
Table 106 - Volume or pool failed Message Arguments.....	107
Table 107 - Volume or pool failed Alert Information.....	107
Table 108 - Volume or pool issues cleared Message Arguments.....	107
Table 109 - Volume or pool issues cleared Alert Information	108
Table 110 - The StoragePool is healthy Message Arguments.....	108
Table 111 - The StoragePool is healthy Alert Information	108
Table 112 - StoragePool is dependent on an element with problems Message Arguments	109
Table 113 - StoragePool is dependent on an element with problems Alert Information	109
Table 114 - The StoragePool is being serviced Message Arguments	110
Table 115 - The StoragePool is being serviced Alert Information.....	110
Table 116 - The OperationalStatus of the Pool is impacting an element allocated from it Message Arguments111	
Table 117 - The OperationalStatus of the Pool is impacting an element allocated from it Alert Information	111
Table 118 - The StoragePool OperationalStatus may be corrected by applying a spare Message Arguments112	
Table 119 - The StoragePool OperationalStatus may be corrected by applying a spare Alert Information.....	112
Table 120 - The StoragePool OperationalStatus may be corrected by relocating the pool Message Arguments113	
Table 121 - The StoragePool OperationalStatus may be corrected by relocating the pool Alert Information.....	113
Table 122 - Pool experiencing interference from system workload Message Arguments	114
Table 123 - Pool experiencing interference from system workload Alert Information	114
Table 124 - Pool performance degraded by component element Message Arguments.....	115
Table 125 - Pool performance degraded by component element Alert Information	115
Table 126 - Pool degraded due to loss of RAID protection Message Arguments.....	116
Table 127 - Pool degraded due to loss of RAID protection Alert Information	116
Table 128 - Pool degraded due to loss of port redundancy Message Arguments	117
Table 129 - Pool degraded due to loss of port redundancy Alert Information.....	117
Table 130 - Pool predicting failure due lack of available capacity Message Arguments	117
Table 131 - Pool predicting failure due lack of available capacity Alert Information	118
Table 132 - Zone Database Changed Message Arguments.....	118
Table 133 - Zone Database Changed Alert Information	118
Table 134 - ZoneSet Activated Message Arguments	119
Table 135 - ZoneSet Activated Alert Information.....	119
Table 136 - Error Properties for Session Locked.....	120
Table 137 - Error Properties for Session Aborted.....	120
Table 138 - Switch Status Changed Message Arguments	121
Table 139 - Switch Status Changed Alert Information	121
Table 140 - Fabric Merge/Segmentation Message Arguments	121
Table 141 - Fabric Merge/Segmentation Alert Information	121
Table 142 - Switch Added/Removed Message Arguments	122
Table 143 - Switch Added/Removed Alert Information.....	122
Table 144 - Fabric Added/Removed Message Arguments.....	122

This is a preview of "ISO/IEC 24775-2:2021". [Click here to purchase the full version from the ANSI store.](#)

Table 145 - Fabric Added/Removed Alert Information.....	122
Table 146 - Security Policy change Message Arguments	123
Table 147 - Security Policy change Alert Information	123
Table 148 - System OperationalStatus Bellwether Message Arguments	124
Table 149 - System OperationalStatus Bellwether Alert Information.....	124
Table 150 - NetworkPort OperationalStatus Bellwether Message Arguments	124
Table 151 - NetworkPort OperationalStatus Bellwether Alert Information.....	125
Table 152 - LogicalDisk OperationalStatus Bellwether Message Arguments.....	125
Table 153 - LogicalDisk OperationalStatus Bellwether Alert Information	125
Table 154 - CopyState is set to Broken Message Arguments	126
Table 155 - CopyState is set to Broken Alert Information.....	126
Table 156 - Not Enough Space Message Arguments.....	127
Table 157 - Not Enough Space Alert Information	127
Table 158 - The changes in RemoteReplicationCollection Message Arguments.....	127
Table 159 - The changes in RemoteReplicationCollection Alert Information.....	128
Table 160 - The changes in ProtocolEndpoint Message Arguments.....	128
Table 161 - The changes in ProtocolEndpoint Alert Information	128
Table 162 - CopyState is set to Broken Message Arguments	129
Table 163 - CopyState is set to Broken Alert Information.....	129
Table 164 - CopyState is set to Invalid Message Arguments	129
Table 165 - CopyState is set to Invalid Alert Information.....	130
Table 166 - CopyState is set to Inactive Message Arguments	130
Table 167 - CopyState is set to Inactive Alert Information.....	130
Table 168 - CopyState is set to Split Message Arguments.....	131
Table 169 - CopyState is set to Split Alert Information	131
Table 170 - CopyState alert has been cleared Message Arguments	131
Table 171 - CopyState alert has been cleared Alert Information.....	132
Table 172 - Available Space Changed Message Arguments	132
Table 173 - Available Space Changed Alert Information.....	132
Table 174 - Filesystem Inaccessible Message Arguments.....	133
Table 175 - Filesystem Inaccessible Alert Information	133
Table 176 - Filesystem is Online Message Arguments.....	133
Table 177 - Filesystem is Online Alert Information	133
Table 178 - Fileshare is degraded Message Arguments	134
Table 179 - Fileshare is degraded Alert Information.....	134
Table 180 - Fileshare in normal state Message Arguments	134
Table 181 - Fileshare in normal state Alert Information	135
Table 182 - Required Firmware Version Message Arguments.....	135
Table 183 - Required Firmware Version Alert Information.....	135
Table 184 - Recommended Firmware Version Message Arguments	136
Table 185 - Recommended Firmware Version Alert Information.....	136
Table 186 - Controller OK Message Arguments.....	136
Table 187 - Controller OK Alert Information.....	136
Table 188 - Controller not OK Message Arguments	137
Table 189 - Controller not OK Alert Information.....	137
Table 190 - Bus rescan complete Alert Information.....	137
Table 191 - Disk initialize Failed Message Arguments	137
Table 192 - Disk initialize Failed Alert Information.....	138
Table 193 - Read Warning Alert Information	138

This is a preview of "ISO/IEC 24775-2:2021". [Click here to purchase the full version from the ANSI store.](#)

Table 194 - Write Warning Alert Information.....	138
Table 195 - Hard Error Alert Information.....	139
Table 196 - Media Alert Information.....	139
Table 197 - Read Failure Alert Information.....	139
Table 198 - Write Failure Alert Information.....	140
Table 199 - Media Life Alert Information.....	140
Table 200 - Not Data Grade Alert Information.....	140
Table 201 - Write Protect Alert Information.....	141
Table 202 - No Removal Alert Information.....	141
Table 203 - Cleaning Media Alert Information.....	141
Table 204 - Unsupported Format Alert Information.....	142
Table 205 - Recoverable Snapped Tape Alert Information.....	142
Table 206 - Unrecoverable Snapped Tape Alert Information.....	142
Table 207 - Memory Chip In Cartridge Failure Alert Information.....	143
Table 208 - Forced Eject Alert Information.....	143
Table 209 - Read Only Format Alert Information.....	143
Table 210 - Directory Corrupted On Load Alert Information.....	144
Table 211 - Nearing Media Life Alert Information.....	144
Table 212 - Clean Now Alert Information.....	144
Table 213 - Clean Periodic Alert Information.....	145
Table 214 - Expired Cleaning Media Alert Information.....	145
Table 215 - Invalid Cleaning Media Alert Information.....	145
Table 216 - Retention Requested Alert Information.....	146
Table 217 - Dual-Port Interface Error Alert Information.....	146
Table 218 - Drive Maintenance Alert Information.....	146
Table 219 - Hardware A Alert Information.....	147
Table 220 - Hardware B Alert Information.....	147
Table 221 - Interface Alert Information.....	147
Table 222 - Eject Media Alert Information.....	148
Table 223 - Download Failure Alert Information.....	148
Table 224 - Loader Hardware A Alert Information.....	148
Table 225 - Loader Stray Media Alert Information.....	149
Table 226 - Loader Hardware B Alert Information.....	149
Table 227 - Loader Door Alert Information.....	149
Table 228 - Loader Hardware C Alert Information.....	150
Table 229 - Loader Magazine Alert Information.....	150
Table 230 - Loader Predictive Failure Alert Information.....	150
Table 231 - Load Statistics Alert Information.....	151
Table 232 - Media Directory Invalid at Unload Alert Information.....	151
Table 233 - Media System area Write Failure Alert Information.....	151
Table 234 - Media System Area Read Failure Alert Information.....	152
Table 235 - No Start of Data Alert Information.....	152
Table 236 - Loading Failure Alert Information.....	152
Table 237 - Library Hardware A Alert Information.....	153
Table 238 - Library Hardware B Alert Information.....	153
Table 239 - Library Hardware C Alert Information.....	153
Table 240 - Library Hardware D Alert Information.....	154
Table 241 - Library Diagnostic Required Alert Information.....	154
Table 242 - Library Interface Alert Information.....	154

This is a preview of "ISO/IEC 24775-2:2021". [Click here to purchase the full version from the ANSI store.](#)

Table 243 - Failure Prediction Alert Information	155
Table 244 - Library Maintenance Alert Information	155
Table 245 - Library Humidity Limits Alert Information	155
Table 246 - Library Voltage Limits Alert Information	156
Table 247 - Library Stray Media Alert Information	156
Table 248 - Library Pick Retry Alert Information	156
Table 249 - Library Place Retry Alert Information	157
Table 250 - Library Load Retry Alert Information	157
Table 251 - Library Door Alert Information	157
Table 252 - Library Mailslot Alert Information	158
Table 253 - Library Magazine Alert Information	158
Table 254 - Library Security Alert Information	158
Table 255 - Library Security Mode Alert Information	159
Table 256 - Library Offline Alert Information	159
Table 257 - Library Drive Offline Alert Information	159
Table 258 - Library Scan Retry Alert Information	160
Table 259 - Library Inventory Alert Information	160
Table 260 - Library Illegal Operation Alert Information	160
Table 261 - Pass Through Mechanism Failure Alert Information	161
Table 262 - Cartridge in Pass-through Mechanism Alert Information	161
Table 263 - Unreadable barcode Labels Alert Information	161
Table 264 - Throughput Threshold Warning Alert Message Arguments	162
Table 265 - Throughput Threshold Warning Alert Alert Information	162
Table 266 - Throughput Threshold Critical Alert Message Arguments	162
Table 267 - Throughput Threshold Critical Alert Alert Information	163
Table 268 - Physical Capacity Threshold Warning Alert Message Arguments	163
Table 269 - Physical Capacity Threshold Warning Alert Alert Information	163
Table 270 - Physical Capacity Threshold Critical Alert Message Arguments	164
Table 271 - Physical Capacity Threshold Critical Alert Alert Information	164
Table 272 - Logical Capacity Threshold Warning Alert Message Arguments	165
Table 273 - Logical Capacity Threshold Warning Alert Alert Information	165
Table 274 - Logical Capacity Threshold Critical Alert Message Arguments	165
Table 275 - Logical Capacity Threshold Critical Alert Alert Information	166
Table 276 - System Ratio Threshold Warning Alert Message Arguments	166
Table 277 - System Ratio Threshold Warning Alert Alert Information	166
Table 278 - System Ratio Threshold Critical Alert Message Arguments	167
Table 279 - System Ratio Threshold Critical Alert Alert Information	167
Table 280 - Deduplication Ratio Threshold Warning Alert Message Arguments	168
Table 281 - Deduplication Ratio Threshold Warning Alert Alert Information	168
Table 282 - Deduplication Ratio Threshold Critical Alert Message Arguments	168
Table 283 - Deduplication Ratio Threshold Critical Alert Alert Information	169
Table 284 - Replication Traffic Threshold Warning Alert Message Arguments	169
Table 285 - Replication Traffic Threshold Warning Alert Alert Information	169
Table 286 - Replication Traffic Threshold Critical Alert Message Arguments	170
Table 287 - Replication Traffic Threshold Critical Alert Alert Information	170
Table 288 - Message Types	174
Table 289 - Required Configuration Properties for SA as DA	178
Table 290 - Required Configuration Properties for SA	179
Table 291 - Create an IndicationFilter and subscribe to it	185

This is a preview of "ISO/IEC 24775-2:2021". Click here to purchase the full version from the ANSI store.

FOREWORD

Storage Management Technical Specification, Part 2 Common Architecture, 1.8.0 Rev 4 defines the core architecture of SMI-S. This includes the protocols (WBEM, SLP,...); the model is defined in the other specification parts.

Parts of this Standard

This standard is subdivided in the following parts:

- *Storage Management Technical Specification, Part 1 Overview, 1.8.0 Rev 4*
- *Storage Management Technical Specification, Part 2 Common Architecture, 1.8.0 Rev 4*
- *Storage Management Technical Specification, Part 3 Common Profiles, 1.8.0 Rev 4*
- *Storage Management Technical Specification, Part 4 Block Devices, 1.8.0 Rev 4*
- *Storage Management Technical Specification, Part 5 Filesystems, 1.8.0 Rev 4*
- *Storage Management Technical Specification, Part 6 Fabric, 1.8.0 Rev 4*
- *Storage Management Technical Specification, Part 7 Host Elements, 1.8.0 Rev 4*
- *Storage Management Technical Specification, Part 8 Media Libraries, 1.8.0 Rev 4*

SNIA Web Site

Current SNIA practice is to make updates and other information available through their web site at <http://www.snia.org>

SNIA Address

Requests for interpretation, suggestions for improvement and addenda, or defect reports are welcome. They should be sent via the SNIA Feedback Portal at <http://www.snia.org/feedback/> or by mail to the Storage Networking Industry Association, 4360 ArrowsWest Drive, Colorado Springs, Colorado 80907, U.S.A.