

Second edition  
2021-03

---

---

# Information technology — Storage management —

## Part 7: Host elements



Reference number  
ISO/IEC 24775-7:2021(E)

© ISO/IEC 2021



**COPYRIGHT PROTECTED DOCUMENT**

© ISO/IEC 2021

All rights reserved. Unless otherwise specified, or required in the context of its implementation, no part of this publication may be reproduced or utilized otherwise in any form or by any means, electronic or mechanical, including photocopying, or posting on the internet or an intranet, without prior written permission. Permission can be requested from either ISO at the address below or ISO's member body in the country of the requester.

ISO copyright office  
CP 401 • Ch. de Blandonnet 8  
CH-1214 Vernier; Geneva  
Phone: +41 22 749 01 11  
Email: [copyright@iso.org](mailto:copyright@iso.org)  
Website: [www.iso.org](http://www.iso.org)

Published in Switzerland

This is a preview of "ISO/IEC 24775-7:2021". Click here to purchase the full version from the ANSI store.

## Foreword

ISO (the International Organization for Standardization) and IEC (the International Electrotechnical Commission) form the specialized system for worldwide standardization. National bodies that are members of ISO or IEC participate in the development of International Standards through technical committees established by the respective organization to deal with particular fields of technical activity. ISO and IEC technical committees collaborate in fields of mutual interest. Other international organizations, governmental and non-governmental, in liaison with ISO and IEC, also take part in the work.

The procedures used to develop this document and those intended for its further maintenance are described in the ISO/IEC Directives, Part 1. In particular, the different approval criteria needed for the different types of document should be noted (see [www.iso.org/directives](http://www.iso.org/directives)).

Attention is drawn to the possibility that some of the elements of this document may be the subject of patent rights. ISO and IEC shall not be held responsible for identifying any or all such patent rights. Details of any patent rights identified during the development of the document will be in the Introduction and/or on the ISO list of patent declarations received (see [www.iso.org/patents](http://www.iso.org/patents)) or the IEC list of patent declarations received (see <http://patents.iec.ch>).

Any trade name used in this document is information given for the convenience of users and does not constitute an endorsement.

For an explanation of the voluntary nature of standards, the meaning of ISO specific terms and expressions related to conformity assessment, as well as information about ISO's adherence to the World Trade Organization (WTO) principles in the Technical Barriers to Trade (TBT), see [www.iso.org/iso/foreword.html](http://www.iso.org/iso/foreword.html).

This document was prepared by SNIA (as Storage Management Technical Specification, Part 7 Host Elements, Version 1.8.0, Revision 5) and drafted in accordance with its editorial rules. It was adopted, under the JTC 1 PAS procedure, by Joint Technical Committee ISO/IEC JTC 1, *Information technology*.

This second edition cancels and replaces the first edition (ISO/IEC 24775-7:2014), which has been technically revised.

The main changes compared to the previous edition are as follows:

- USAGE text was revised to address code (now included in the front matter for all SNIA specifications)
- All recipes and their references were deleted.
- Instances of subprofile were changed to profile. In the annex, instances of subprofile were changed to component profile (TSG meeting voice vote).
- Profile versions and related text were updated. (TSG meeting voice vote).
- Indications have been replaced by DMTF Indications, and all affected clauses updated. (TSG meeting voice vote).
- Instances of Experimental within profiles already labeled as Experimental were removed to avoid confusion and redundancy. (Editorial change)
- CIM/XML was changed to CIM-XML (Response to ballot comments).

This is a preview of "ISO/IEC 24775-7:2021". [Click here to purchase the full version from the ANSI store.](#)

- Annex: SMI-S Information Model.
- The CIM schema version was changed to 2.51 for V1.8.0 Rev3.
- Disk Partition Profile
  - Added descriptions of the references in CIM\_BasedOn (Partition to Extent), CIM\_BasedOn (Partition to Partition), CIM\_LogicalDiskBasedOnPartition (LogicalDisk to Partition) and CIM\_SystemDevice (System to LogicalDisk).
  - Made CIM\_LogicalDiskBasedOnPartition (LogicalDisk to Partition) and CIM\_SystemDevice (System to LogicalDisk) Conditional (rather than Optional), since CIM\_LogicalDisk is Optional. Storage HBA Profile (SMI TWG Reviews).
  - Fixed the version numbers on the Related Profiles to match what the profiles claim.
  - Added Descriptions to the references in CIM\_ProductElementComponent, CIM\_Realizes and CIM\_SystemDevice.
- FC HBA Profile
  - Removed the profile content and added text re it being Deprecated. (CORE-SMIS-SCR-000).
- Host Discovered Resources Profile
  - Promoted the maturity level from DRAFT to EXPERIMENTAL for update to remove SNIA\_ classes and use DMTF CIM\_ classes.
  - Added the related profiles table to the spec.
  - Moved NameFormat from LogicalDevice to LogicalDisk to match the mof.
  - Moved NameNamespace from LogicalDevice to LogicalDisk to match the mof.
  - Added descriptions on the References for CIM\_HostedAccessPoint and CIM\_SystemDevice.
  - Marked the SB Multipath Management Related Profile as Deprecated (SMIS-180-Errata-SCR00002).
- Host Hardware RAID Controller Profile
  - Fixed the version numbers on the Related Profiles to match what the profiles claim.
  - Added two ElementSoftwareIdentity associations to cover the 3 SoftwareIdentity classes (one Mandatory and one Optional).
  - Added descriptions on the References for CIM\_AssociatedAlarm, CIM\_ProductPhysicalComponent, CIM\_ProtocolControllerForUnit (Extent or MediaAccessDevice), CIM\_Realizes (Associates PhysicalPackage to PortController) and CIM\_SAPAvailableForElement.
  - Fixed the description of Dependent in CIM\_ControlledBy.
  - Added Key properties to the CIM\_SoftwareIdentity CIM Element tables.
  - Changed the version of the profile to 1.7.0.
- iSCSI Initiator
  - Removed all occurrences of "(Host Hardware RAID Controller)" (CORE-SMIS-SCR-000).
  - Removed MATURITY="Draft" from the Launch In Context supported profile.
  - Added Descriptions for References in 2 CIM\_BindsTo associations, CIM\_ControlledBy, 2 CIM\_DeviceSAPImplementations and CIM\_ElementSoftwareIdentity.
  - Added Descriptions for References in 2 CIM\_EndpointOfNetworkPipes, CIM\_NetworkPipeComposition, CIM\_ProductPhysicalComponent and CIM\_Realizes.

This is a preview of "ISO/IEC 24775-7:2021". [Click here to purchase the full version from the ANSI store.](#)

- Added Descriptions for references in CIM\_SAPAvailableForElement.
- Added Keys to CIM\_PhysicalPackage.
- Changed the Central Class from PortController to CIM\_ComputerSystem (TSG-SMIS-SCR00333).
- Memory Configuration Profile
  - Updated due to class and property name changes in DMTF Multi-type Memory profile (SMIS-170-Draft-SCR00006).
  - Introduced staged request concept.
  - Added use cases.
  - Addressed comments from internal and partner reviews.
  - Changed diagrams approved in Core TWG 3/23/15.
  - Changed SystemCreateClassName in class CIM\_MemoryConfigurationService to SystemCreationClassName.
  - Changed RemainingCapacity in class CIM\_ResourcePool to CurrentlyConsumedResource.
  - Changed ChangeableType in class CIM\_MemoryAllocationSettingData to ResourceType.
  - Fixed the description of Replication in class CIM\_MemoryAllocationSettingData.
  - Added a description for ChannelCount in class CIM\_MemoryAllocationSettingData.
- Persistent Memory Configuration Profile
  - Added new material (most of profile content) to manage NVDIMMs (SMIS-170-Draft-SCR00006).
  - Changed diagrams approved in Core TWG 3/23/15- Changed RemainingCapacity in class CIM\_ResourcePool to Reserved.
  - Changed SecurityFeatues in class CIM\_PersistentMemoryCapabilities to SecurityFeatures.
  - Removed ChannelCount in class CIM\_PersistentMemoryNamespaceSettingData, since it is not in the mof and not referenced anywhere in the profile text.
  - Added three methods to CIM\_PersistentMemoryService to support the profile text.
  - Fixed the ManagedElement reference in CIM\_ElementConformsToProfile.
  - Fixed the references in CIM\_SystemDevice.
  - Fixed the references in CIM\_BasedOn.
- SB Multipath Management Profile
  - Promoted the maturity level from DRAFT to EXPERIMENTAL for update to remove SNIA\_ classes and use DMTF CIM\_ classes (TSG-SMIS-SCR00315.001).
  - Added reference to SMI-S Version 1.6.1 Revision 5. No content in this deprecated profile SB Multipath.
- SCSI Multipath Management Profile
  - Added keys to CIM\_SCSIMultipathConfigurationCapabilities and CIM\_SCSIMultipathSettings (SMIS-170-Draft-SCR00006).
- Annex A (informative) SMI-S Information Model
  - DMTF's CIM schema version changed to 2.45.0.
- References

This is a preview of "ISO/IEC 24775-7:2021". Click here to purchase the full version from the ANSI store.

- Added DMTF DSP1054 v1.2.2, Indications Profile (and changed version to 1.2.2 throughout book).
- Updated DSP 1071, Multi-type System Memory Profile reference here and in profiles.
- Added reference to DSP 1119, 1.0.0b Diagnostics Job Control Profile.
- Removed reference to DSP 1119\.
- Removed 2.3.

A list of all parts in the ISO/IEC 24775 series can be found on the ISO website.

Any feedback or questions on this document should be directed to the user's national standards body. A complete listing of these bodies can be found at [www.iso.org/members.html](http://www.iso.org/members.html).

This is a preview of "ISO/IEC 24775-7:2021". [Click here to purchase the full version from the ANSI store.](#)

## INTENDED AUDIENCE

This document is intended for use by individuals and companies engaged in developing, deploying, and promoting interoperable multi-vendor SANs through the Storage Networking Industry Association (SNIA) organization.

## CHANGES TO THE SPECIFICATION

Each publication of this specification is uniquely identified by a three-level identifier, comprised of a version number, a release number and an update number. The current identifier for this specification is version 1.8.0. Future publications of this specification are subject to specific constraints on the scope of change that is permissible from one publication to the next and the degree of interoperability and backward compatibility that should be assumed between products designed to different publications of this standard. The SNIA has defined three levels of change to a specification:

- **Major Revision:** A major revision of the specification represents a substantial change to the underlying scope or architecture of the SMI-S API. A major revision results in an increase in the version number of the version identifier (e.g., from version 1.x.x to version 2.x.x). There is no assurance of interoperability or backward compatibility between releases with different version numbers.
- **Minor Revision:** A minor revision of the specification represents a technical change to existing content or an adjustment to the scope of the SMI-S API. A minor revision results in an increase in the release number of the specification's identifier (e.g., from x.1.x to x.2.x). Minor revisions with the same version number preserve interoperability and backward compatibility.
- **Update:** An update to the specification is limited to minor corrections or clarifications of existing specification content. An update will result in an increase in the third component of the release identifier (e.g., from x.x.1 to x.x.2). Updates with the same version and minor release levels preserve interoperability and backward compatibility.

## TYPOGRAPHICAL CONVENTIONS

### Maturity Level

In addition to informative and normative content, this specification includes guidance about the maturity of emerging material that has completed a rigorous design review but has limited implementation in commercial products. This material is clearly delineated as described in the following sections. The typographical convention is intended to provide a sense of the maturity of the affected material, without altering its normative content. By recognizing the relative maturity of different sections of the standard, an implementer should be able to make more informed decisions about the adoption and deployment of different portions of the standard in a commercial product.


This specification has been structured to convey both the formal requirements and assumptions of the SMI-S API and its emerging implementation and deployment lifecycle. Over time, the intent is that all content in the specification will represent a mature and stable design, be verified by extensive implementation experience, assure consistent support for backward compatibility, and rely solely on content material that has reached a similar level of maturity. Unless explicitly labeled with one of the subordinate maturity levels defined for this specification, content is assumed to satisfy these requirements and is referred to as "Finalized". Since much of the evolving specification

content in any given release will not have matured to that level, this specification defines three subordinate levels of implementation maturity that identify important aspects of the content's increasing maturity and stability. Each subordinate maturity level is defined by its level of implementation experience, its stability and its reliance on other emerging standards. Each subordinate maturity level is identified by a unique typographical tagging convention that clearly distinguishes content at one maturity model from content at another level.

This is a preview of "ISO/IEC 24775-7:2021". [Click here to purchase the full version from the ANSI store.](#)

**Experimental Maturity Level**


No material is included in this document unless its initial architecture has been completed and reviewed. Some content included in this document has complete and reviewed design, but lacks implementation experience and the maturity gained through implementation experience. This content is included in order to gain wider review and to gain implementation experience. This material is referred to as "Experimental". It is presented here as an aid to implementers who are interested in likely future developments within the SMI specification. The contents of an Experimental profile may change as implementation experience is gained. There is a high likelihood that the changed content will be included in an upcoming revision of the specification. Experimental material can advance to a higher maturity level as soon as implementations are available. Figure 1 is a sample of the typographical convention for Experimental content.



**Figure 1 - Experimental Maturity Level Tag**

**Implemented Maturity Level**

Profiles for which initial implementations have been completed are classified as "Implemented". This indicates that at least two different vendors have implemented the profile, including at least one provider implementation. At this maturity level, the underlying architecture and modeling are stable, and changes in future revisions will be limited to the correction of deficiencies identified through additional implementation experience. Should the material become obsolete in the future, it must be deprecated in a minor revision of the specification prior to its removal from subsequent releases. Figure 2 is a sample of the typographical convention for Implemented content.



**Figure 2 - Implemented Maturity Level Tag**

**Stable Maturity Level**

Once content at the Implemented maturity level has garnered additional implementation experience, it can be tagged at the Stable maturity level. Material at this maturity level has been implemented by three different vendors, including both a provider and a client. Should material that has reached this maturity level become obsolete, it may only be deprecated as part of a minor revision to the specification. Material at this maturity level that has been deprecated may only be removed from the specification as part of a major revision. A profile that has reached this maturity level is guaranteed to preserve backward compatibility from one minor specification revision to the next. As a result, Profiles at or above the Stable



This is a preview of "ISO/IEC 24775-7:2021". [Click here to purchase the full version from the ANSI store.](#)

maturity level shall not rely on any content that is Experimental. Figure 3 is a sample of the typographical convention for Implemented content.




Figure 3 - Stable Maturity Level Tag

### Finalized Maturity Level

Content that has reached the highest maturity level is referred to as “Finalized.” In addition to satisfying the requirements for the Stable maturity level, content at the Finalized maturity level must solely depend upon or refine material that has also reached the Finalized level. If specification content depends upon material that is not under the control of the SNIA, and therefore not subject to its maturity level definitions, then the external content is evaluated by the SNIA to assure that it has achieved a comparable level of completion, stability, and implementation experience. Should material that has reached this maturity level become obsolete, it may only be deprecated as part of a major revision to the specification. A profile that has reached this maturity level is guaranteed to preserve backward compatibility from one minor specification revision to the next. Over time, it is hoped that all specification content will attain this maturity level. Accordingly, there is no special typographical convention, as there is with the other, subordinate maturity levels. Unless content in the specification is marked with one of the typographical conventions defined for the subordinate maturity levels, it should be assumed to have reached the Finalized maturity level.

### Deprecated Material

Non-Experimental material can be deprecated in a subsequent revision of the specification. Sections identified as “Deprecated” contain material that is obsolete and not recommended for use in new development efforts. Existing and new implementations may still use this material, but shall move to the newer approach as soon as possible. The maturity level of the material being deprecated determines how long it will continue to appear in the specification. Implemented content shall be retained at least until the next revision of the specialization, while Stable and Finalized material shall be retained until the next major revision of the specification. Providers shall implement the deprecated elements as long as it appears in the specification in order to achieve backward compatibility. Clients may rely on deprecated elements, but are encouraged to use non-deprecated alternatives when possible.

Deprecated sections are documented with a reference to the last published version to include the deprecated section as normative material and to the section in the current specification with the replacement. Figure 4 contains a sample of the typographical convention for deprecated content.



Figure 4 - Deprecated Tag

This is a preview of "ISO/IEC 24775-7:2021". [Click here to purchase the full version from the ANSI store.](#)

This is a preview of "ISO/IEC 24775-7:2021". [Click here to purchase the full version from the ANSI store.](#)

## Contents

List of Figures .....	15
List of Tables .....	17
Foreword .....	23
1 Scope .....	25
2 Normative References .....	27
2.1 Overview .....	27
2.2 Approved references .....	27
2.3 References under development .....	27
3 Terms, Definitions, Symbols, Abbreviations, and Conventions .....	29
3.1 General .....	29
3.2 Terms and Definitions .....	29
4 Disk Partition Profile .....	31
4.1 Description .....	31
4.2 Health and Fault Management Considerations .....	37
4.3 Supported Profiles and Packages .....	38
4.4 Methods of the Profile .....	38
4.5 Client Considerations and Recipes .....	39
4.6 CIM Elements .....	39
5 FC HBA Profile .....	49
6 Storage HBA Profile .....	51
6.1 Synopsis .....	51
6.2 Description .....	51
6.3 Implementation .....	51
6.4 Methods of the Profile .....	57
6.5 Use Cases .....	58
6.6 CIM Elements .....	58
7 Host Discovered Resources Profile .....	63
7.1 Description .....	63
7.2 Health and Fault Management Considerations .....	68
7.3 Cascading Considerations .....	68
7.4 Extrinsic Methods of the Profile .....	68
7.5 Use Cases .....	69
7.6 CIM Elements .....	69
8 Host Hardware RAID Controller Profile .....	79
8.1 Synopsis .....	79
8.2 Description .....	80
8.3 Implementation .....	80
8.4 Methods .....	94
8.5 Use Cases .....	94
8.6 CIM Elements .....	94
9 iSCSI Initiator Profile .....	109
9.1 Description .....	109
9.2 Health and Fault Management Considerations .....	112
9.3 Methods of the Profile .....	112
9.4 Use Cases .....	112
9.5 CIM Elements .....	113

This is a preview of "ISO/IEC 24775-7:2021". [Click here to purchase the full version from the ANSI store.](#)

10	SCSI Multipath Management Profile .....	125
10.1	Description .....	125
10.2	Health and Fault Management Considerations .....	128
10.3	Methods of the Profile .....	128
10.4	Use Cases .....	129
10.5	CIM Elements .....	129
11	SB Multipath Management Profile .....	137
12	Memory Configuration Profile .....	139
12.1	Synopsis .....	139
12.2	Description .....	139
12.3	Implementation .....	141
12.4	Methods .....	143
12.5	Use Cases .....	148
12.6	CIM Elements .....	153
13	Persistent Memory Configuration Profile .....	161
13.1	Synopsis .....	161
13.2	Overview .....	161
13.3	Implementation .....	163
13.4	Methods .....	164
13.5	Use Cases .....	171
13.6	CIM Elements .....	175
	Annex A (informative) SMI-S Information Model .....	183
	Annex B (Informative) Host Profile Deployment Guidelines .....	185

This is a preview of "ISO/IEC 24775-7:2021". Click [here](#) to purchase the full version from the ANSI store.

## LIST OF FIGURES

Figure 1 - Experimental Maturity Level Tag .....	10
Figure 2 - Implemented Maturity Level Tag .....	10
Figure 3 - Stable Maturity Level Tag .....	11
Figure 4 - Deprecated Tag .....	11
Figure 5 - Disk Partition Class Hierarchy .....	32
Figure 6 - Disk Partition Class Diagram .....	33
Figure 7 - Disk MBR Partition Example .....	34
Figure 8 - MBR Partition Instance Diagram .....	35
Figure 9 - MBR and VTOC Partition Instance Diagram .....	36
Figure 10 - Partition Instance Diagram for Size/Address Rules .....	37
Figure 11 - Model Overview .....	52
Figure 12 - Profile Registration Profile .....	53
Figure 13 - Software Inventory Profile in Storage HBA .....	55
Figure 14 - HBA Card with Physical Classes .....	56
Figure 15 - Host Discovered Resources Block Diagram .....	64
Figure 16 - Host Discovered Resources Class Diagram .....	66
Figure 17 - Single SPI Disk Model .....	66
Figure 18 - Three FCP Logical Unit Instance Diagram .....	67
Figure 19 - ATA Discovered Resource Model .....	67
Figure 20 - SB Host Discovered Resources .....	68
Figure 21 - Host Hardware RAID Controller Package Diagram .....	80
Figure 22 - Host Hardware RAID resources scoped to HHRC ComputerSystem .....	81
Figure 23 - Alarms in Host Hardware RAID Controller .....	82
Figure 24 - Profile Registration with Host Hardware RAID Controller and Base Server Profiles .....	83
Figure 25 - Implementation of Physical Asset Profile .....	84
Figure 26 - Block Services Package in Host Hardware RAID Controller .....	85
Figure 27 - DAPort Profile in Host Hardware Controller .....	87
Figure 28 - Software Inventory Profile in Host Hardware RAID Controller .....	87
Figure 29 - Initiator Port profiles and Disk Drive Lite Profile .....	88
Figure 30 - Model for Imported Disks .....	89
Figure 31 - Imported Virtual Volumes .....	90
Figure 32 - Device "Pass Through" Example .....	91
Figure 33 - Example of Mutli-Function Controllers .....	93
Figure 34 - iSCSI Product and Package Model .....	110
Figure 35 - iSCSI Sessions and Connections Model .....	111
Figure 36 - iSCSI Initiator Node .....	112
Figure 37 - Multipath Management Class Diagram .....	126
Figure 38 - Four Path Instance Diagram .....	127
Figure 39 - Memory Configuration Class Diagram .....	140
Figure 40 - Use Case - Profile Registration .....	148
Figure 41 - Use Case - Memory Configuration Capabilities .....	149
Figure 42 - Use Case - Memory Capability Discovery .....	149
Figure 43 - Use Case - Allocation .....	150
Figure 44 - Use Case - Allocation Complete .....	151

This is a preview of "ISO/IEC 24775-7:2021". [Click here to purchase the full version from the ANSI store.](#)

Figure 45 - Use Case - Before Deallocation .....	152
Figure 46 - Use Case - After Deallocation .....	152
Figure 47 - Persistent Memory Configuration: Class Diagram.....	162
Figure 48 - Use Case: Profile Registration .....	172
Figure 49 - Use Case - Detect Capabilities.....	173
Figure 50 - Use Case - Create Namespace.....	174
Figure B.1 Profile Registration and FC HBA Profiles	186
Figure B.2 Profile Registration and Storage HBA Profiles	187
Figure B.3 Profile Registration and Host Hardware RAID Controller Profiles	188
Figure B.4 Deploying FC HBA with Storage HBA (SAS) Profiles	189

This is a preview of "ISO/IEC 24775-7:2021". Click here to purchase the full version from the ANSI store.

## LIST OF TABLES

Table 1 - Capabilities Properties.....	36
Table 2 - CIM Elements for Disk Partition.....	39
Table 3 - SMI Referenced Properties/Methods for CIM_BasedOn (Partition to Extent).....	40
Table 4 - SMI Referenced Properties/Methods for CIM_BasedOn (Partition to Partition).....	41
Table 5 - SMI Referenced Properties/Methods for CIM_DiskPartition .....	41
Table 6 - SMI Referenced Properties/Methods for CIM_DiskPartitionConfigurationCapabilities .....	42
Table 7 - SMI Referenced Properties/Methods for CIM_DiskPartitionConfigurationService .....	42
Table 8 - SMI Referenced Properties/Methods for CIM_ElementCapabilities .....	43
Table 9 - SMI Referenced Properties/Methods for CIM_ElementConformsToProfile (DiskPartitionConfigura- tionService to Disk Partition RegisteredProfile)43	
Table 10 - SMI Referenced Properties/Methods for CIM_GPTDiskPartition .....	43
Table 11 - SMI Referenced Properties/Methods for CIM_GenericDiskPartition .....	44
Table 12 - SMI Referenced Properties/Methods for CIM_HostedService .....	44
Table 13 - SMI Referenced Properties/Methods for CIM_InstalledPartitionTable (Capabilities to Extent).....	45
Table 14 - SMI Referenced Properties/Methods for CIM_InstalledPartitionTable (Capabilities to Partition).....	45
Table 15 - SMI Referenced Properties/Methods for CIM_LogicalDisk .....	45
Table 16 - SMI Referenced Properties/Methods for CIM_LogicalDiskBasedOnPartition (LogicalDisk to Parti- tion)46	
Table 17 - SMI Referenced Properties/Methods for CIM_StorageExtent.....	46
Table 18 - SMI Referenced Properties/Methods for CIM_SystemDevice (System to Extent).....	47
Table 19 - SMI Referenced Properties/Methods for CIM_SystemDevice (System to LogicalDisk).....	47
Table 20 - SMI Referenced Properties/Methods for CIM_SystemDevice (System to Partition).....	47
Table 21 - SMI Referenced Properties/Methods for CIM_VTOCDiskPartition .....	48
Table 22 - Related Profiles for Storage HBA.....	51
Table 23 - CIM_PortController.....	57
Table 24 - CIM_SystemDevice .....	58
Table 25 - CIM Elements for Storage HBA.....	58
Table 26 - SMI Referenced Properties/Methods for CIM_ControlledBy .....	59
Table 27 - SMI Referenced Properties/Methods for CIM_PortController .....	59
Table 28 - SMI Referenced Properties/Methods for CIM_Product .....	60
Table 29 - SMI Referenced Properties/Methods for CIM_ProductElementComponent .....	60
Table 30 - SMI Referenced Properties/Methods for CIM_Realizes.....	60
Table 31 - SMI Referenced Properties/Methods for CIM_SystemDevice.....	61
Table 32 - Related Profiles for HostDiscoveredResources .....	63
Table 33 - CIM Elements for Host Discovered Resources .....	69
Table 34 - SMI Referenced Properties/Methods for CIM_ATAInitiatorTargetLogicalUnitPath .....	70
Table 35 - SMI Referenced Properties/Methods for CIM_ATAProtocolEndpoint .....	71
Table 36 - SMI Referenced Properties/Methods for CIM_ElementConformsToProfile (LogicalDevice to Host Discovered Resources RegisteredProfile)71	
Table 37 - SMI Referenced Properties/Methods for CIM_HostedAccessPoint .....	72
Table 38 - SMI Referenced Properties/Methods for CIM_LogicalDevice (LogicalDevice) .....	72
Table 39 - SMI Referenced Properties/Methods for CIM_LogicalDisk (LogicalDevice) .....	72
Table 40 - SMI Referenced Properties/Methods for CIM_SCSIArbitraryLogicalUnit (LogicalDevice).....	73
Table 41 - SMI Referenced Properties/Methods for CIM_SCSIInitiatorTargetLogicalUnitPath.....	74
Table 42 - SMI Referenced Properties/Methods for CIM_SCSIProtocolEndpoint.....	74
Table 43 - SMI Referenced Properties/Methods for CIM_StorageExtent (LogicalDevice).....	75
Table 44 - SMI Referenced Properties/Methods for CIM_SystemDevice.....	75

This is a preview of "ISO/IEC 24775-7:2021". [Click here to purchase the full version from the ANSI store.](#)

Table 45 - SMI Referenced Properties/Methods for CIM_TapeDrive (LogicalDevice) .....	75
Table 46 - SMI Referenced Properties/Methods for CIM_SBInitiatorTargetLogicalUnitPath .....	76
Table 47 - SMI Referenced Properties/Methods for CIM_SBProtocolEndpoint .....	77
Table 48 - Related Profiles for Host Hardware RAID Controller .....	79
Table 49 - CIM Elements for Host Hardware RAID Controller .....	94
Table 50 - SMI Referenced Properties/Methods for CIM_AlarmDevice .....	96
Table 51 - SMI Referenced Properties/Methods for CIM_AssociatedAlarm .....	96
Table 52 - SMI Referenced Properties/Methods for CIM_ComputerSystem (Host Hardware RAID Controller)97	
Table 53 - SMI Referenced Properties/Methods for CIM_ComputerSystemPackage (Associates PhysicalPackage to ComputerSystem)97	
Table 54 - SMI Referenced Properties/Methods for CIM_ControlledBy .....	98
Table 55 - SMI Referenced Properties/Methods for CIM_ElementCapabilities (ImplementationCapabilities to System)98	
Table 56 - SMI Referenced Properties/Methods for CIM_ImplementationCapabilities (ImplementationCapabilities)99	
Table 57 - SMI Referenced Properties/Methods for CIM_LogicalIdentity .....	99
Table 58 - SMI Referenced Properties/Methods for CIM_MediaAccessDevice .....	100
Table 59 - SMI Referenced Properties/Methods for CIM_PortController .....	100
Table 60 - SMI Referenced Properties/Methods for CIM_Product .....	101
Table 61 - SMI Referenced Properties/Methods for CIM_ProductPhysicalComponent .....	101
Table 62 - SMI Referenced Properties/Methods for CIM_ProtocolControllerForUnit (Extent or MediaAccessDevice)101	
Table 63 - SMI Referenced Properties/Methods for CIM_ProtocolControllerForUnit (Volume) .....	102
Table 64 - SMI Referenced Properties/Methods for CIM_Realizes (Associates PhysicalPackage to PortController)102	
Table 65 - SMI Referenced Properties/Methods for CIM_SAPAvailableForElement .....	103
Table 66 - SMI Referenced Properties/Methods for CIM_SCSIProtocolController .....	103
Table 67 - SMI Referenced Properties/Methods for CIM_SoftwareIdentity (Driver) .....	103
Table 68 - SMI Referenced Properties/Methods for CIM_SoftwareIdentity (FCode/BIOS) .....	104
Table 69 - SMI Referenced Properties/Methods for CIM_SoftwareIdentity (Firmware) .....	104
Table 70 - SMI Referenced Properties/Methods for CIM_StorageExtent .....	104
Table 71 - SMI Referenced Properties/Methods for CIM_SystemComponent .....	105
Table 72 - SMI Referenced Properties/Methods for CIM_SystemDevice (Associates System to AlarmDevice)105	
Table 73 - SMI Referenced Properties/Methods for CIM_SystemDevice (Associates controller system to PortController)106	
Table 74 - SMI Referenced Properties/Methods for CIM_SystemDevice (System to SCSIProtocolController) .106	
Table 75 - SMI Referenced Properties/Methods for CIM_ElementSoftwareIdentity (Driver) .....	107
Table 76 - SMI Referenced Properties/Methods for CIM_ElementSoftwareIdentity (Firmware or FCode/BIOS)107	
Table 77 - Supported Profiles for iSCSI Initiator .....	109
Table 78 - iSCSI Terminology .....	109
Table 79 - OperationalStatus Values .....	112
Table 80 - CIM Elements for iSCSI Initiator .....	113
Table 81 - SMI Referenced Properties/Methods for CIM_BindsTo (TCPProtocolEndpoint to IPProtocolEndpoint)114	
Table 82 - SMI Referenced Properties/Methods for CIM_BindsTo (iSCSIProtocolEndpoint to TCPProtocolEndpoint)114	
Table 83 - SMI Referenced Properties/Methods for CIM_ComputerSystem .....	114
Table 84 - SMI Referenced Properties/Methods for CIM_ControlledBy .....	115



This is a preview of "ISO/IEC 24775-7:2021". [Click here to purchase the full version from the ANSI store.](#)

Table 85 - SMI Referenced Properties/Methods for CIM_DeviceSAPImplementation (EthernetPort to IPProtocolEndpoint)115	
Table 86 - SMI Referenced Properties/Methods for CIM_DeviceSAPImplementation (EthernetPort to iSCSIProtocolEndpoint)116	
Table 87 - SMI Referenced Properties/Methods for CIM_ElementSoftwareIdentity.....	116
Table 88 - SMI Referenced Properties/Methods for CIM_EndpointOfNetworkPipe (Between iSCSI Session and iSCSIProtocolEndpoint)116	
Table 89 - SMI Referenced Properties/Methods for CIM_EndpointOfNetworkPipe (Between iSCSI connection and TCPProtocolEndpoint)117	
Table 90 - SMI Referenced Properties/Methods for CIM_InstalledSoftwareIdentity .....	117
Table 91 - SMI Referenced Properties/Methods for CIM_NetworkPipeComposition .....	117
Table 92 - SMI Referenced Properties/Methods for CIM_PhysicalPackage .....	118
Table 93 - SMI Referenced Properties/Methods for CIM_PortController .....	118
Table 94 - SMI Referenced Properties/Methods for CIM_Product .....	118
Table 95 - SMI Referenced Properties/Methods for CIM_ProductPhysicalComponent .....	119
Table 96 - SMI Referenced Properties/Methods for CIM_Realizes .....	119
Table 97 - SMI Referenced Properties/Methods for CIM_SAPAvailableForElement .....	119
Table 98 - SMI Referenced Properties/Methods for CIM_SCSIProtocolController .....	120
Table 99 - SMI Referenced Properties/Methods for CIM_SoftwareIdentity .....	120
Table 100 - SMI Referenced Properties/Methods for CIM_SystemDevice (to EthernetPort) .....	120
Table 101 - SMI Referenced Properties/Methods for CIM_SystemDevice (to PortController) .....	121
Table 102 - SMI Referenced Properties/Methods for CIM_SystemDevice (to ProtocolController).....	121
Table 103 - SMI Referenced Properties/Methods for CIM_iSCSIConnection .....	121
Table 104 - SMI Referenced Properties/Methods for CIM_iSCSISession.....	123
Table 105 - CIM Elements for SCSI Multipath Management.....	129
Table 106 - SMI Referenced Properties/Methods for CIM_ConcreteComponent.....	130
Table 107 - SMI Referenced Properties/Methods for CIM_ConcreteDependency .....	130
Table 108 - SMI Referenced Properties/Methods for CIM_ElementCapabilities .....	131
Table 109 - SMI Referenced Properties/Methods for CIM_ElementConformsToProfile (SCSIPathConfigurationService to SCSI Multipath Management RegisteredProfile)131	
Table 110 - SMI Referenced Properties/Methods for CIM_ElementSettingData .....	131
Table 111 - SMI Referenced Properties/Methods for CIM_ElementSoftwareIdentity (Driver).....	132
Table 112 - SMI Referenced Properties/Methods for CIM_ElementSoftwareIdentity (MP API Plugin) .....	132
Table 113 - SMI Referenced Properties/Methods for CIM_HostedService .....	132
Table 114 - SMI Referenced Properties/Methods for CIM_MemberOfCollection .....	133
Table 115 - SMI Referenced Properties/Methods for CIM_Product .....	133
Table 116 - SMI Referenced Properties/Methods for CIM_SCSIMultipathConfigurationCapabilities .....	133
Table 117 - SMI Referenced Properties/Methods for CIM_SCSIMultipathSettings.....	134
Table 118 - SMI Referenced Properties/Methods for CIM_SCSIPathConfigurationService.....	134
Table 119 - SMI Referenced Properties/Methods for CIM_SCSITargetPortGroup .....	135
Table 120 - SMI Referenced Properties/Methods for CIM_ServiceAvailableToElement.....	135
Table 121 - SMI Referenced Properties/Methods for CIM_SoftwareIdentity (Driver).....	136
Table 122 - SMI Referenced Properties/Methods for CIM_SoftwareIdentity (MP API Plugin) .....	136
Table 123 - Related Profiles .....	139
Table 124 - Operations: CIM_MemoryConfigurationService .....	143
Table 125 - CIM_MemoryConfigurationService.AllocateFromPool() Method: Return Code Values.....	143
Table 126 - CIM_MemoryConfigurationService.AllocateFromPool() Method: Parameters .....	144
Table 127 - CIM_MemoryConfigurationService.ReturnToPool() Method: Return Code Values.....	144
Table 128 - CIM_MemoryConfigurationService.ReturnToPool() Method: Parameters.....	144
Table 129 - Operations: CIM_ResourcePool.....	145

This is a preview of "ISO/IEC 24775-7:2021". [Click here to purchase the full version from the ANSI store.](#)

Table 130 - Operations: CIM_MemoryCapabilities .....	145
Table 131 - Operations: CIM_MemoryConfigurationCapabilities.....	145
Table 132 - Operations: CIM_MemoryAllocationSettingData .....	146
Table 133 - Operations: CIM_ElementCapabilities.....	146
Table 134 - Operations: CIM_ServiceAffectsElement .....	146
Table 135 - Operations: CIM_ConcreteComponent .....	147
Table 136 - Operations: CIM_ElementAllocatedFromPool.....	147
Table 137 - Operations: CIM_HostedService .....	147
Table 138 - Operations: CIM_ElementSettingData.....	147
Table 139 - Operations: CIM_ElementConformsToProfile .....	148
Table 140 - CIM Elements .....	153
Table 141 - Class: CIM_RegisteredProfile.....	153
Table 142 - Class: CIM_MemoryConfigurationService.....	154
Table 143 - Class: CIM_ResourcePool.....	154
Table 144 - Class: CIM_MemoryCapabilities.....	155
Table 145 - Class: CIM_MemoryConfigurationCapabilities .....	155
Table 146 - Class: CIM_MemoryAllocationSettingData .....	156
Table 147 - Class: CIM_ElementSettingData - Use 1.....	157
Table 148 - Class: CIM_ElementSettingData - Use 2.....	157
Table 149 - Class: CIM_HostedService .....	158
Table 150 - Class: CIM_ElementAllocatedFromPool.....	158
Table 151 - Class: CIM_ConcreteComponent.....	159
Table 152 - Class: CIM_ElementCapabilities use 1.....	159
Table 153 - Class CIM_ElementCapabilities use 2.....	160
Table 154 - Related Profiles .....	161
Table 155 - Operations: CIM_ResourcePool .....	164
Table 156 - Operations: CIM_PersistentMemoryCapabilities .....	165
Table 157 - Operations: CIM_PersistentMemoryService.....	165
Table 158 - AllocateFromPool() Method: Return Code Values.....	166
Table 159 - AllocateFromPool() Method: Parameters .....	166
Table 160 - ReturnToPool() Method: Return Code Values.....	166
Table 161 - ReturnToPool() Method: Parameters.....	167
Table 162 - ModifyNamespace() Method: Return Code Values .....	167
Table 163 - ModifyNamespace() Method: Parameters .....	168
Table 164 - Operations: CIM_PersistentConfigurationCapabilities.....	168
Table 165 - Operations: CIM_PersistentMemoryNamespace .....	168
Table 166 - Operations: CIM_PersistentMemoryNamespaceSettingData.....	169
Table 167 - Operations: CIM_ElementCapabilities.....	169
Table 168 - Operations: CIM_ServiceAffectsElement .....	170
Table 169 - Operations: CIM_ConcreteComponent .....	170
Table 170 - Operations: CIM_ElementAllocatedFromPool.....	170
Table 171 - Operations: CIM_HostedService .....	170
Table 172 - Operations: CIM_ElementSettingData.....	171
Table 173 - Operations: CIM_ElementConformsToProfile .....	171
Table 174 - Operations: CIM_SystemDevice.....	171
Table 175 - CIM Elements for Persistent Memory Configuration.....	175
Table 176 - Class: CIM_RegisteredProfile.....	175
Table 177 - Class: CIM_ResourcePool.....	176
Table 178 - Class: CIM_PersistentMemoryCapabilities.....	176

This is a preview of "ISO/IEC 24775-7:2021". [Click here to purchase the full version from the ANSI store.](#)

Table 179 - Class: CIM_PersistentMemoryService .....	177
Table 180 - Class: CIM_PersistentConfigurationCapabilities .....	177
Table 181 - Class: CIM_PersistentMemoryNamespace .....	178
Table 182 - Class: CIM_PersistentMemoryNamespaceSettingData .....	178
Table 183 - CIM_ElementCapabilities .....	179
Table 184 - CIM_ElementCapabilities .....	179
Table 185 - Class: CIM_ServiceAffectsElement .....	180
Table 186 - Class: CIM_ConcreteComponent .....	180
Table 187 - Class: CIM_ElementAllocatedFromPool .....	180
Table 188 - Class: CIM_HostedService .....	180
Table 189 - Class CIM_ElementSettingData .....	181
Table 190 - Class: CIM_ElementConformsToProfile .....	181
Table 191 - Class: CIM_SystemDevice .....	182
Table 192 - Class: CIM_BasedOn .....	182

This is a preview of "ISO/IEC 24775-7:2021". [Click here to purchase the full version from the ANSI store.](#)

This is a preview of "ISO/IEC 24775-7:2021". Click here to purchase the full version from the ANSI store.

## FOREWORD

The host-based storage portion of the Storage Management Technical Specification contains profiles and other clauses for management of host-based storage devices. Host-based storage devices provide storage capabilities to a host computer system. Examples of these devices include Fiber Channel Host Bus Adapters, Serial Attached SCSI Host Bus Adapters, RAID Controllers, JBODs (Just-A-Bunch-Of-Disks) and Operating System-discovered storage resources. The host-based profiles describe the manageability required for each device and the connectivity to the host computer system. The host-based profiles leverage existing profiles within this specification, as well as other profiles from the Distributed Management Task Force, where applicable, to create a comprehensive management model.

### Parts of this Standard

This standard is subdivided in the following parts:

- *Storage Management Technical Specification, Part 1 Overview, 1.8.0 Rev 4*
- *Storage Management Technical Specification, Part 2 Common Architecture, 1.8.0 Rev 4*
- *Storage Management Technical Specification, Part 3 Common Profiles, 1.8.0 Rev 4*
- *Storage Management Technical Specification, Part 4 Block Devices, 1.8.0 Rev 4*
- *Storage Management Technical Specification, Part 5 Filesystems, 1.8.0 Rev 4*
- *Storage Management Technical Specification, Part 6 Fabric, 1.8.0 Rev 4*
- *Storage Management Technical Specification, Part 7 Host Elements, 1.8.0 Rev 4*
- *Storage Management Technical Specification, Part 8 Media Libraries, 1.8.0 Rev 4*

### SNIA Web Site

Current SNIA practice is to make updates and other information available through their web site at <http://www.snia.org>

### SNIA Address

Requests for interpretation, suggestions for improvement and addenda, or defect reports are welcome. They should be sent via the SNIA Feedback Portal at <http://www.snia.org/feedback/> or by mail to the Storage Networking Industry Association, 4360 ArrowsWest Drive, Colorado Springs, Colorado 80907, U.S.A.